

# TECHNICAL DATA SHEET

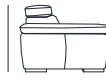
# SERENA



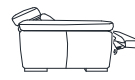
H.SEAT	47 CM.
P. SEAT	58 CM.
H. ARM	64 CM.
L. ARM	29 CM.

DATE	20/03/2020
------	------------

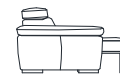
81/100



106



160



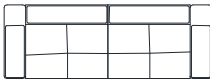
130



220

52

3SEATER



210

2 SEATER



188

ARMCHAIR



124

3STR RAF/LAF



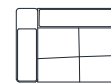
182

2STR RAF/LAF



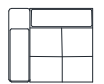
158

ARMCH.1ARM  
FIT TO 3STR



106

ARMCH. RAF/LAF  
FIT TO 2STR



94

ARMLESS 3STR



152

ARMLESS 2STR



128

ARMLESS CHAIR  
FIT TO 3STR



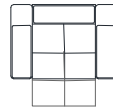
76

ARMLESS CHAIR  
FIT TO 2STR



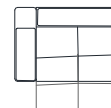
64

ARMCHAIR WITH  
SLIDING S.



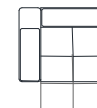
124

ARMCH. RAF/LAF WITH  
SLIDING S.  
FIT TO 3STR



106

ARMCH. RAF/LAF  
SLIDING S.  
FIT TO 2STR



94

SQUARED  
CORNER



108

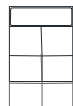
108

ARMLESS CHAIR WITH  
SLIDING S. FIT TO 3STR



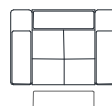
76

ARMLESS CHAIR WITH  
SLIDING S. FIT TO 2STR



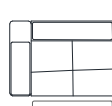
64

RELAX  
ARMCHAIR



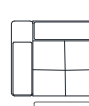
124

RELAX ARMCH. RAF/LAF  
FIT TO 3STR



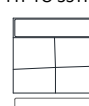
106

RELAX ARMCH.  
RAF/LAF FIT TO 2STR



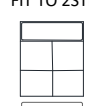
94

RELAX ARMLESS CHAIR  
FIT TO 3STR



76

RELAX ARMLESS CHAIR  
FIT TO 2STR



64

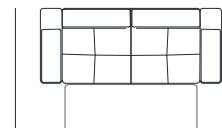
ROUNDED CORNER



138

138

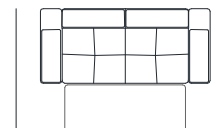
3STR PULL OUT  
BED



178

210

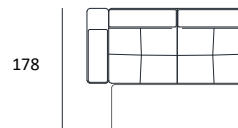
2STR PULL OUT  
BED



178

188

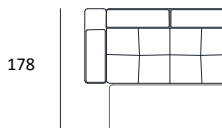
3STR RAF/LAF PULL OUT  
BED



178

182

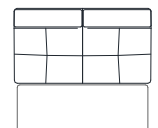
2STR RAF/LAF PULL OUT  
BED



178

158

ARMLESS 3STR PUL  
OUT BED



178

152

MERIDIAN FIT TO 3STR  
WITH/WITHOUT STORAGE



108

250

MERIDIAN FIT TO 2STR  
WITH/WITHOUT STORAGE



238

TERM. ARMCHAIR FIT TO 3STR  
WITH/WITHOUT STORAGE



108

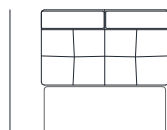
143

TERM.ARMCHAIR FIT TO 2STR  
WITH/WITHOUT STORAGE



131

ARMLESS 2STR PULL  
OUT BED



178

128

FOOTSTOOL 105x64  
WITH/WITHOUT STORAGE



105

64

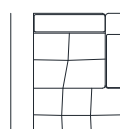
FOOTSTOOL



57

57

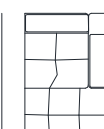
C.L.  
FIT TO 3STR



178

106

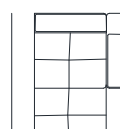
C.L.  
FIT TO 2STR



178

94

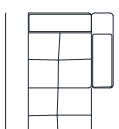
C.L. WITH STORAGE FIT TO  
3STR



178

106

C.L. WITH STORAGE FIT TO  
2STR



178

94

ROUNDED  
FOOTSTOOL



102

TERM. FOOTSTOOL  
WITH/WITHOUT STORAGE



105

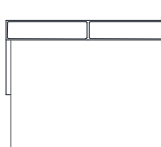
64

RIGHT/LEFT  
ARM



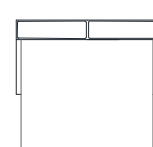
29

ARMLESS 3STR FAST  
BED



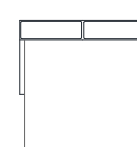
184

ARMLESS 2STR MAXI  
FAST BED



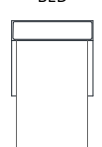
164

ARMLESS 2STR FAST  
BED



144

ARMLESS CHAIR FAST  
BED



94

## TECHNICAL DATA SHEET



# SERENA

### Available covers

AS PER CUBO ROSSO SWATCHES

### Inside

Seat	Back		Arm
POLYURETHANE	POLYURETHANE		POLYURETHANE
DENSITY 35 x kg.			

### Structure

WOODEN STRUCTURE IN MULTI-LAYER FIR, FIBERBOARD AND CHIPBOARD

### Belt system

	Belts	Chipboard	notes
Seat	X		
Back		X	

### Other elements

Elements	Fixed	Detachable	Action systems
seat cushion	X		
back cushion	X		
armrest	X		

### Feet and Bases

	Methal			Wood				PVC		
	satin finish	chromed		dark walnut	wenge	covered		black	wenge	alu
<b>Feet</b>		X								
		H. 4,5 cm								

### Included elements and Optionals\*

Headrest:	incl.	Opt.		incl.	Opt.
WITH RATCHET SYSTEM	X				

## NOTES

- SLIDING SEAT VERSIONS ARE ONLY AVAILAIBLE WITH MANUAL MOVEMENT.
- RELAX VERSIONS ARE ONLY AVAILAIBLE WITH ELECTRICAL MOVEMENT WITH TOUCH ON THE SEAT.
- FAST BED VERSIONS ARE AVAILAIBLE WITH:  
ELECTROWELDED FRAME  
STANDARD MATTRESS: H.14cm 25 DENSITY POLIURETHANE COVERED WITH NOT REMOVABLE COTTON FABRIC

#### MATTRESS DIMENSIONS PER VERSIONS:

- ARMLESS 3STR FAST           162x195x14
- ARMLESS 2STR MAXI FAST   142x195x14
- ARMLESS 2STR FAST         122x195x14
- ARMLESS CHAIR FAST         72x195x14

