



TECHNICAL DATA SHEET

MOD. SMILE

83/102



110



157




134



218

59

cod. 300
3 SEATER



184

cod. 200
2 SEATER



164

cod. 100
ARMCHAIR




95

SEAT H.	47
SEAT D.	59

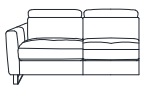
ARM H.	61
ARM W.	10

cod. 301-303
3 SEATER RAF/LAF



171

cod. 201-203
2 SEATER RAF/LAF



151

cod. 126-128
ARMCHAIR RAF/LAF FIT TO 3STR



92

cod. 121-123
ARMCHAIR RAF/LAF FIT TO 2STR



82

cod. 127
ARMLESS CHAIR FIT TO 3STR



79

cod. 122
ARMLESS CHAIR FIT TO 2STR



69

cod. 160
RELAX ARMCHAIR



95

cod. 168-169
RELAX ARMCHAIR RAF/LAF FIT TO 3STR



92

cod. 162-164
RELAX ARMCHAIR RAF/LAF FIT TO 2STR



82

cod. 501-502
C.L. FIT TO 3STR



176

92

cod. 504-505
C.L. FIT TO 2STR



176

82

cod. 157
ARMCHAIR W/SLIDING SEAT



95

cod. 151-153
ARMCHAIR RAF/LAF FIT TO 3STR W/SLIDING SEAT



92

cod. 154-156
ARMCHAIR RAF/LAF FIT TO 2STR W/SLIDING SEAT



82

cod. 152
ARMLESS CHAIR FIT TO 3STR W/SLIDING SEAT



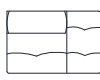
79

cod. 155
ARMLESS CHAIR FIT TO 2STR W/SLIDING SEAT



69

cod. 910-911
TERM. ARMCHAIR FIT TO 3STR



136

cod. 181-183
TERM. ARMCHAIR FIT TO 2STR



126

cod. 550
SQUARED CORNER



112

112

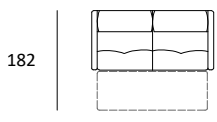
cod. 073
FOOTSTOOL 107x55



107

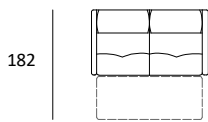
55

cod. 326
3 SEATER W/PULL OUT BED



184

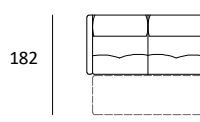
cod. 229
2 SEATER W/PULL OUT BED



182

164

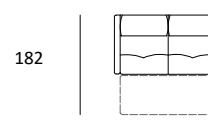
cod. 323-327
3 STR RAF/LAF W/PULL OUT BED



182

171

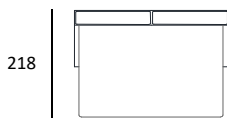
cod. 223-228
2STR RAF/LAF W/PULL OUT BED



182

151

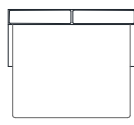
cod. 3F5
ARMLESS 3 SEATER SOFABED



182

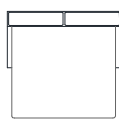
182

cod. 2F0
ARMLESS 2STR MAXI SOFABED



162

cod. 2F5
ARMLESS 2STR SOFABED



142

cod. 1F5
ARMLESS CHAIR SOFABED



92

cod. F01-F03
RIGHT/LEFT ARM



10

AVAILABLE COVER

AS PER CUBOROSSO SWATCHES

STRUCTURE

WOODEN STRUCTURE IN MULTI-LAYER FIR, FIBERBOARD AND CHIPBOARD

INSIDE

SEAT	BACK	ARMS
POLYURETHANE	POLYURETHANE	POLYURETHANE
DENSITY 35 x KG.		

BELTS SYSTEM

SEAT	ELASTIC BELTS	
BACK	ELASTIC BELTS	

FEET	METAL - H.12,5 CM
------	-------------------

FEATURES

OPTIONALS

NOTES

AS FOR BED VERSIONS

BED FRAME:
ELECTROWELDED

MATTRESS:
- STANDARD: H.14 cm 25 DENSITY POLIURETHANE MEMORY FOAM MATTRESS COVERED BY NOT REMOVABLE STRETCH COVERING.

MATTRESS DIMENSIONS PER VERSIONS:

- 3 SEATER 160x200x14
- 2 STR MAXI 140x200x14
- 2 SEATER 120x200x14

AS FOR SLIDING SEAT VERSIONS

SLIDING SEAT IS ONLY AVAILABLE WITH MANUAL MOVEMENT.